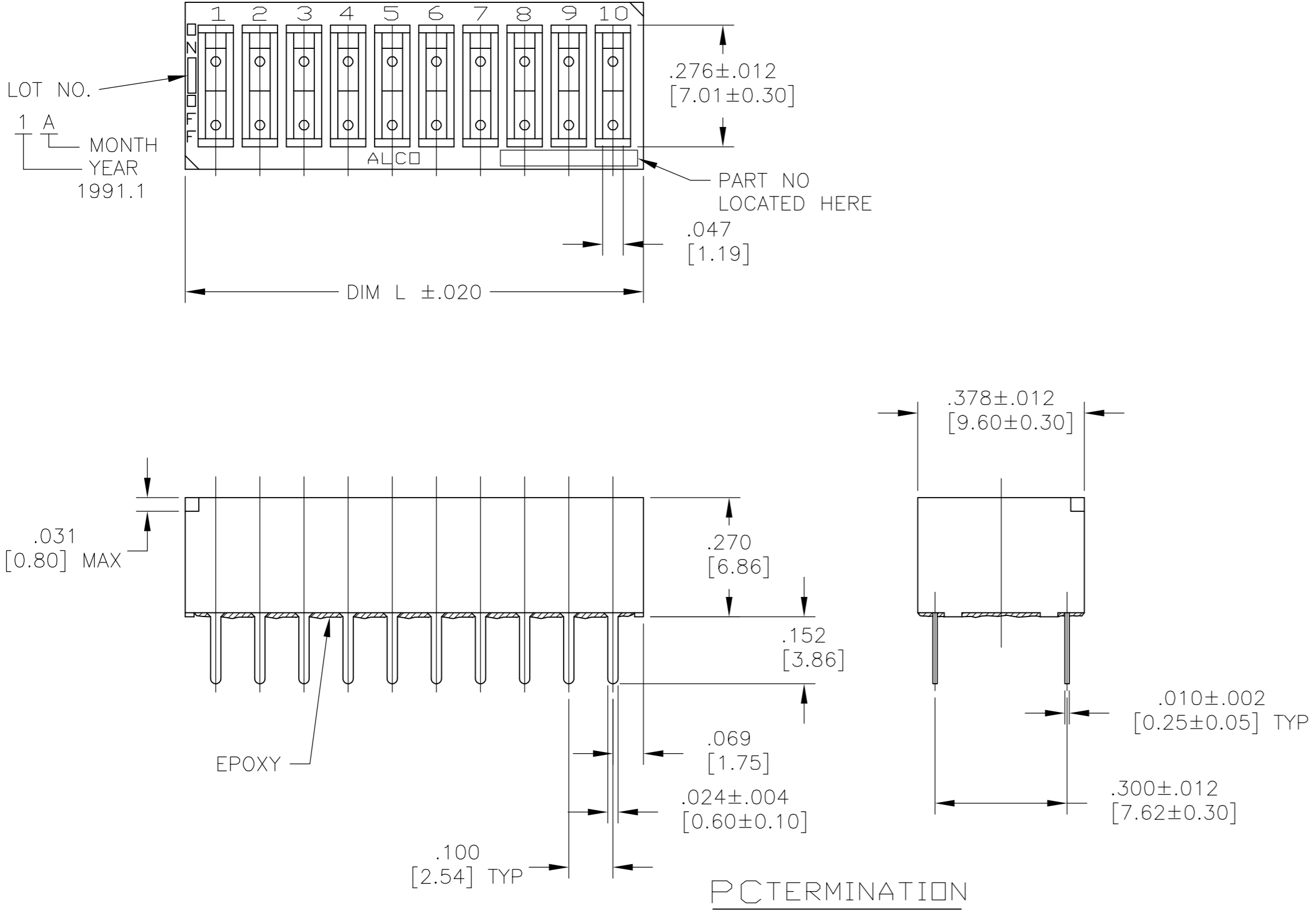


THIS DRAWING IS UNPUBLISHED. RELEASED FOR PUBLICATION  
 © COPYRIGHT BY TYCO ELECTRONICS CORPORATION. ALL RIGHTS RESERVED.

LOC		DIST		REVISIONS			
P	LTR	DESCRIPTION	DATE	DWN	APVD		
	A1	ECO-07-07562	02APR07	MB	MS		



**Specifications:**  
**Material**  
 Base, PPS UL94V-0, BLACK  
 Cover, PPS UL94V-0, BLACK  
 Actuator, LCP UL94V-0, WHITE  
 Fixed Contact/Terminal, Cu Alloy, Plate- Gold/Nickel  
 Moving Contact, Cu Alloy, Plate-Gold flash/Nickel  
 Tape Seal, Polyimide film  
 Terminal Seal, Epoxy

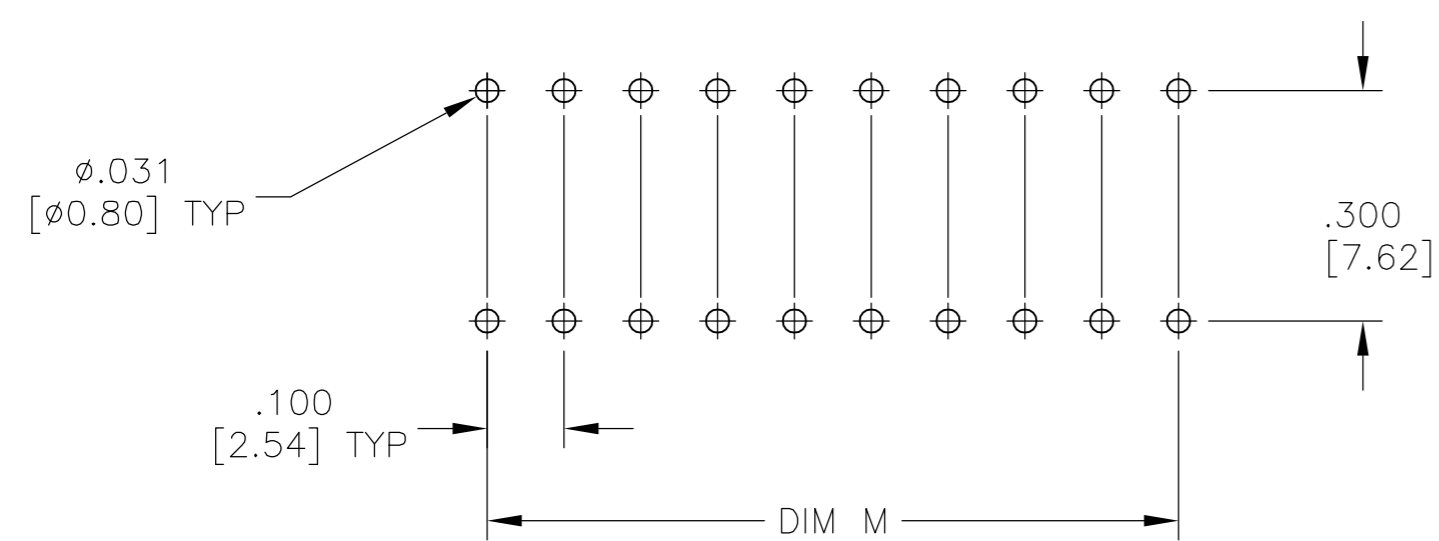
**Electrical**  
 Contact rating switching, 25milliamp @ 24V DC  
 Contact Non-switching, 100milliamp @ 50V DC  
 Initial contact resistance, 100 milliohms max. @ 2 V DC 10 milliamp  
 Insulation Resistance, 100 Megohms min. @ 100 VDC  
 Dielectric strength, 300 VAC RMS @ Sea level  
 Life, 1,000 cycles

**Mechanical**  
 Operating force, Less than 600 grams

**Environmental**  
 Operating Temperature, -30 to +85 degrees C  
 Storage Temperature, -45 to + 100 degrees C  
 Cleaning, Aqueous or solvent  
 Solder heat resistance per 109-202, condition B (PC) or 109-201, Condition B (SMT)  
 Solderability per EIA-364-52, Class 2, Category 1

- Notes**
- ALL MATERIALS AND FINISHES SHALL COMPLY WITH EU DIRECTIVE 2002/95/EC OF 27JAN2003 (ROHS)
  - SUPPLIED WITH TAPE SEAL STANDARD

DIM M	DIM L	POLE	Termination	T&B P/N	Tyco P/N
.900 [22.86]	1.038 [26.37]	10	SMT	GDR10S04	1-1825286-0
.900 [22.86]	1.038 [26.37]	10	PC	GDR1004	1825286-9
.700 [17.78]	.838 [21.29]	8	SMT	GDR08S04	1825286-8
.700 [17.78]	.838 [21.29]	8	PC	GDR0804	1825286-7
.500 [12.70]	.638 [16.21]	6	SMT	GDR06S04	1825286-6
.500 [12.70]	.638 [16.21]	6	PC	GDR0604	1825286-5
.300 [7.62]	.438 [11.13]	4	SMT	GDR04S04	1825286-4
.300 [7.62]	.438 [11.13]	4	PC	GDR0404	1825286-3
.100 [2.54]	.238 [6.05]	2	SMT	GDR02S04	1825286-2
.100 [2.54]	.238 [6.05]	2	PC	GDR0204	1825286-1



**P.C.B. HOLE LAYOUT**  
 PCB LAYOUT TOLERANCES ±.002  
 ON ALL DIMENSIONS

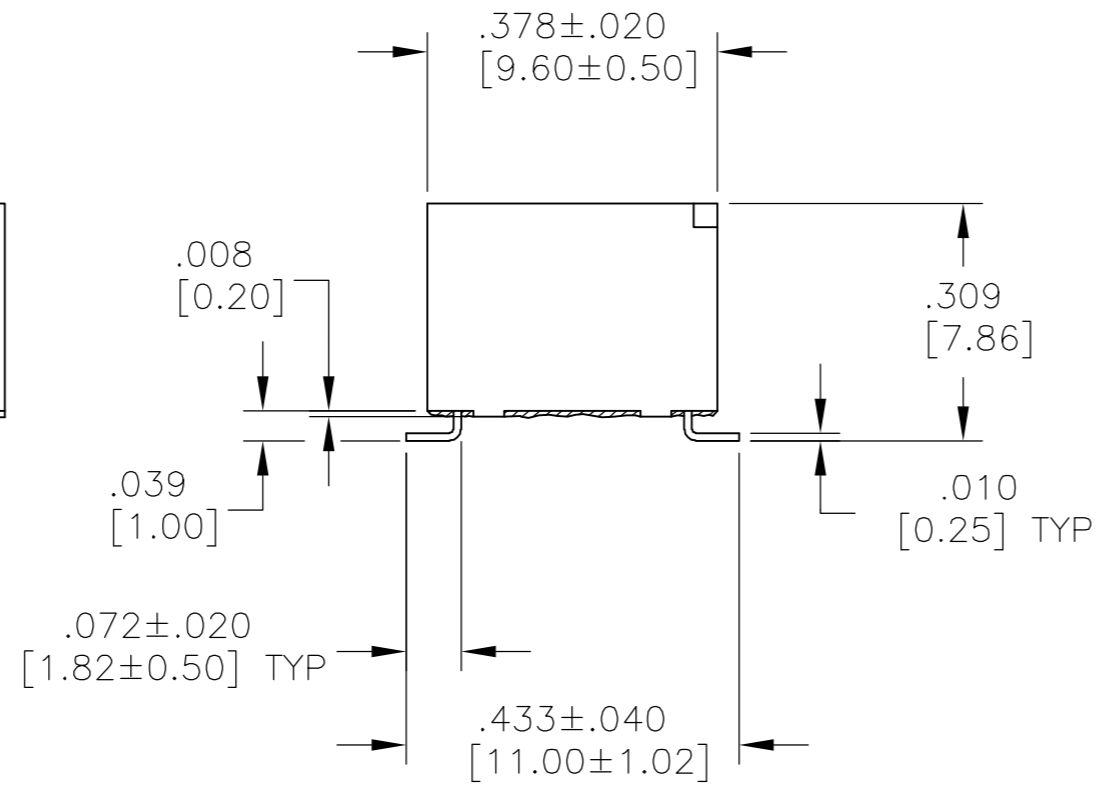
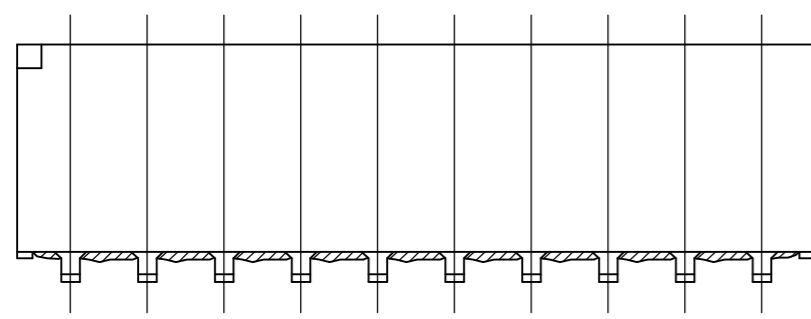
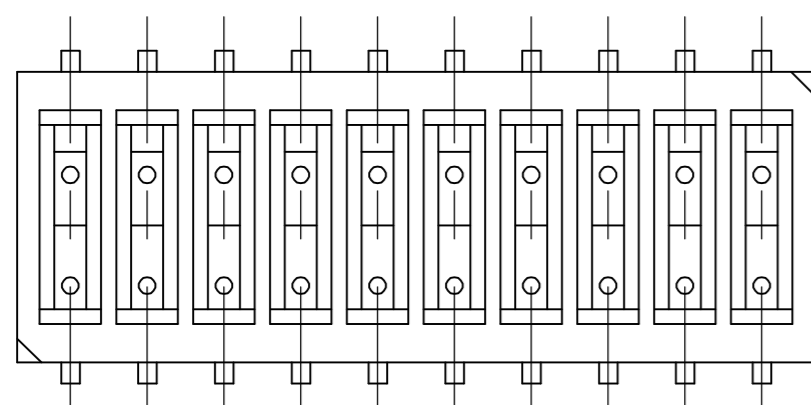
THIS DRAWING IS A CONTROLLED DOCUMENT.

DWN	M.BINNER	27MAR2006	 Tyco Electronics Corporation Harrisburg, PA 17105-3608
CHK	M.SARVER	28MAR06	
APVD	M.SARVER	28MAR06	
PRODUCT SPEC	M.SARVER	28MAR06	
DIMENSIONS: INCHES [mm] TOLERANCES UNLESS OTHERWISE SPECIFIED: 0 PLC ± - 1 PLC ± - 2 PLC ± - 3 PLC ± .010 [0.25] 4 PLC ± - ANGLES ± 1° FINISH -			NAME DIP SWITCH, GDR SERIES
MATERIAL	-	WEIGHT	-
CUSTOMER DRAWING		SCALE	1:1
SHEET		1 of 2	
REV		A1	

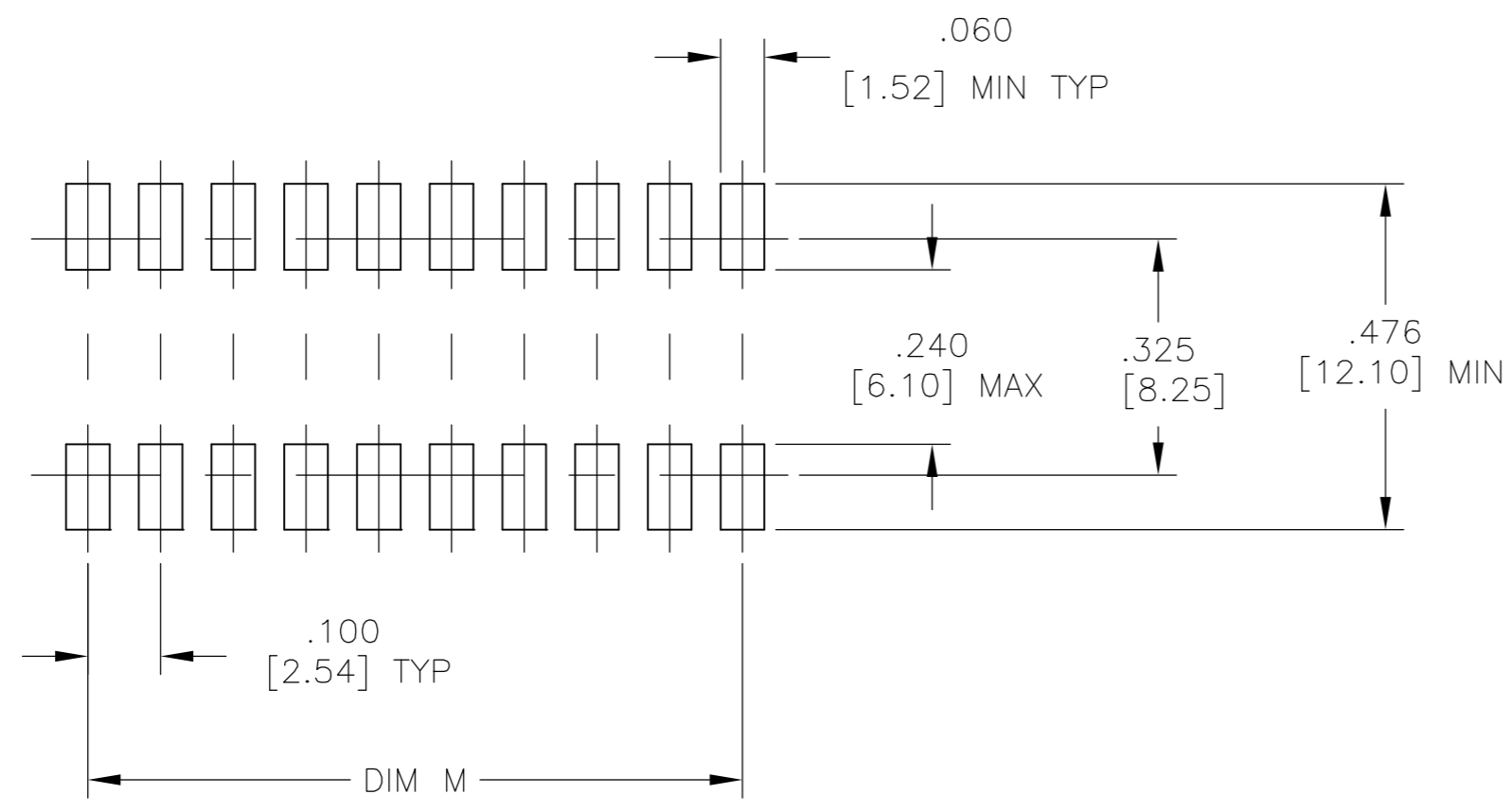
1825286

THIS DRAWING IS UNPUBLISHED. RELEASED FOR PUBLICATION  
 © COPYRIGHT BY TYCO ELECTRONICS CORPORATION. ALL RIGHTS RESERVED.

LOC	DIST	REVISIONS			
P	LTR	DESCRIPTION	DATE	DWN	APVD
AD	00	SEE SHEET 1	-	-	-



S TERMINATION



P.C.B. PAD LAYOUT  
 PCB LAYOUT TOLERANCES ±.002  
 ON ALL DIMENSIONS

THIS DRAWING IS A CONTROLLED DOCUMENT.		DWN	M.BINNER	27MAR2006	 Tyco Electronics Corporation Harrisburg, PA 17105-3608				
DIMENSIONS: INCHES		CHK	M.SARVER	28MAR06					
TOLERANCES UNLESS OTHERWISE SPECIFIED:		APVD	M.SARVER	28MAR06					
0 PLC ± - 1 PLC ± - 2 PLC ± - 3 PLC ± .010 [0.25] 4 PLC ± - ANGLES ± 1°		NAME		DIP SWITCH, GDR SERIES					
MATERIAL		WEIGHT		-	SIZE	CAGE CODE	DRAWING NO	RESTRICTED TO	
-		-		-	A2	00779	C=1825286	-	
FINISH		CUSTOMER DRAWING		SCALE	1:1	SHEET	2 of 2	REV	A1
-		-		-		-		-	

1825286